ecoFOREST

ecoGEO+ HP

R410A 15-60kW/20-85kW
Brine to Water Heat Pumps
with Inverter Technology



R410A
ecoFOREST

ecoGEO+ HP



Models

ecoGEO+ 15-60

ecoGEO+ 20-85

Three-phase 400 Vac

Options

ecoGEO+ HP1	ecoGEO+ HP3
DHW *	DHW *
Heating	Heating
Pasive cooling **	Pool
Pool	Pasive cooling **
	Active cooling

** DHW production with an external tank*
*** External passive cooling management*

Services

65ºC DHW

60ºC Heating

5ºC Cooling

55ºC Pool

Compatible production systems

Heat./Cool. floor

Fancoils

Radiators

Management of shunt groups

x1 x1 x1 x4

Performance

Simultaneous production

Hybrid source

HTR Technology

Lifespan

Cascade

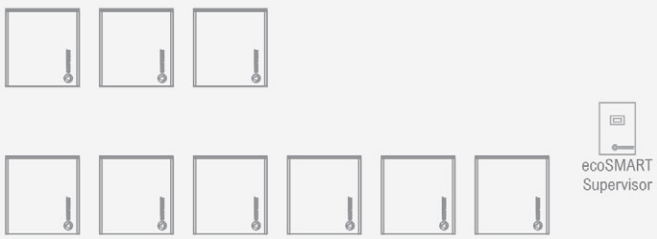

Characteristics

- Modulating thermal output control across a wide range (25%–100%) and modulating flow control in both source and production circuits (20%–100%).
- R410A refrigerant.
- Inverter technology.
- Single scroll compressor unit.
- High Temperature Recovery (HTR) system for DHW production up to 80 °C without auxiliary support and simultaneous production of DHW and heating/cooling.
- Integrated management of up to five different flow temperatures, two buffer tanks (heating and cooling), one DHW tank, one swimming pool, and time scheduling of DHW recirculation.
- Integrated control of external On/Off or modulating auxiliary backup systems (electric heaters, boilers, etc.).
- Cascade management of up to 3 heat pumps using Master/Slave control, and up to 6 heat pumps using ecoSMART Supervisor.
- Multi-source ground loop management via ecoSMART e-source.
- Integrated management of simultaneous heating/cooling production and emission systems, depending on the system layout.
- External passive cooling management.
- Active cooling via cycle inversion integrated in HP3 models.
- Available in three-phase version.
- Integrated photovoltaic hybridisation.
- Integrated energy meters for monitoring electrical consumption, thermal output (heating/cooling), and instantaneous as well as seasonal efficiency monthly and annual.

Operational chart

ecoGEO⁺ HP 15-60 I ecoGEO⁺ HP 20-85

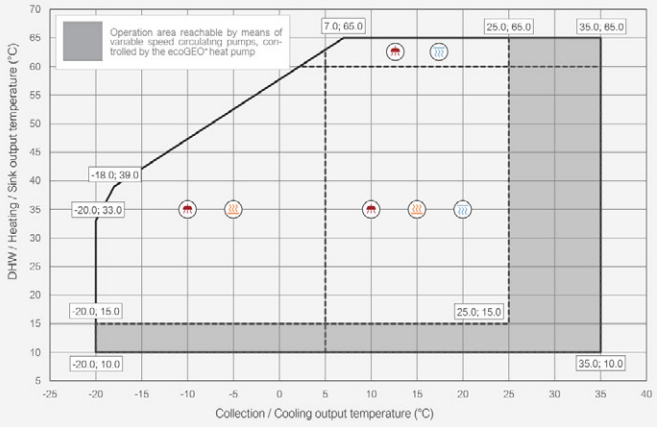

ecoGEO+ HP 15-60

Brine-to-water heat pumps with Inverter technology and R410A refrigerant



SPECIFICATIONS ecoGEO+ HP			ecoGEO+ HP 15-60	
			HP1	HP3
APPLICATION	Place of installation	-	Indoor	
	Collection system	-	Ground source / Open loop	
	DHW, Heating and Pool heating	-	▪	▪
	External passive cooling control	-	▪	▪
	Integrated active cooling	-	-	▪
PERFORMANCE	Compressor modulation range	%	25 - 100	
	(2) Heating power output / COP B0W35	kW / -	14.9 - 57.5 / 4.5	
	(2) Heating power output / COP B0W55	kW / -	16.2 - 52.0 / 2.5	
	(2) Cooling power output / EER B30W7	kW / -	-	16.6 - 55.0 / 4.0
	(5) Max. DHW outlet temperature without / with support	°C	65 / 80	
	(6) Noise power level (LWA)	dB (A)	62	
	Energy label / ηs without control (with control) / SCOP W35 average clim	-	A+++ / 196% (200%) / 5.12	
	Energy label / ηs without control (with control) / SCOP W55 average clim.	-	A++ / 144% (148%) / 3.82	
OPERATION LIMITS	Distribution / Set heating outlet temperature range	°C	10 - 60 / 20 - 60	
	Distribution / Set cooling outlet temperature range	°C	-	5 - 30 / 7 - 30
	Collection temperature range in heating / cooling mode	°C	-20 - 35 / 10 - 60	
	Minimum / Maximum refrigerant circuit pressure	bar	2.0 / 45.0	
	Collection / Production circuit pressure range	bar	0.7 - 10.0 / 0.7 - 10.0	
WORKING FLUIDS	R410A refrigerant load (GWP: 2088)	kg	6.00	
	Compressor oil type / load	kg	POE 160SZ / 3.0	
	Primary circ. flow rate (Pmax, B0W35) ΔT 3°C / ΔT 5°C	m³/h	13.7 / 8.2	
	Secondary circ. flow rate (Pmax, B0W35) ΔT 5°C / ΔT 7°C	m³/h	10.1 / 7.2	
CONTROL ELECTRICAL DATA	(8) 1/N/PE 230 V / 50-60 Hz	-	▪	
	(9) Recommended external protection	-	C1A	
	Transformer primary circuit fuse	A	0.63	
	Transformer secondary circuit fuse	A	4.0	
HEAT PUMP ELECTRICAL DATA: THREE-PHASE VERSION	(8) 3/PE 400 V / 50-60 Hz	-	▪	
	(9) Recommended external protection	-	C50A	
	(2) Maximum consumption B0W35	kW / A	14.3 / 23.8	
	(2) Maximum consumption B0W55	kW / A	20.4 / 32.3	
	(7) Minimum / Maximum starting current	A	7.5 / 11.8	
	Correction of cos Ø	-	0.96 / 1	
DIMENSIONS & WEIGHT	Height x width x depth	mm	1074x879x791	
	Empty weight (without packaging)	kg	322	336

1. Air-to-water by means of a brine-to-water heat pump combined with a hydraulic outdoor air unit.
2. In compliance with EN 14511, including circulation pumps, fan and compressor driver consumptions.
3. Production flow rate according to EN 14511.
4. Considering a heat slope from 20 to 50 °C in absence of consumption.
5. Considering support provided by an emergency electrical heater or HTR. Max. DHW temp. with HTR can be limited by the compressor discharge temp.
6. In compliance with EN 12102.
7. Starting current depends on the working conditions of the hydraulic circuits.
8. The admissible voltage range for proper operation of the heat pump is ±10%.
9. Maximum consumption can vary significantly according to working conditions, or if the compressor's operation range is restricted. Consult the technical service manual for more information.
10. Certification in process.

Dimensions and hydraulic connections

ecoGEO+ HP

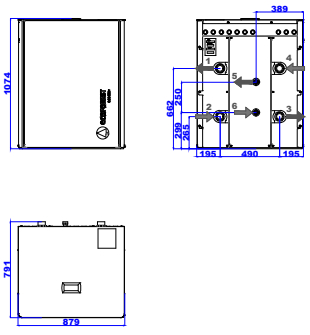

1. Secondary outlet **2" M**
2. Secondary inlet **2" M**
3. Primary outlet **2" M**
4. Primary inlet **2" M**
5. HTR outlet **1 ¼" M**
6. HTR inlet **1 ¼" M**

Pressure drop

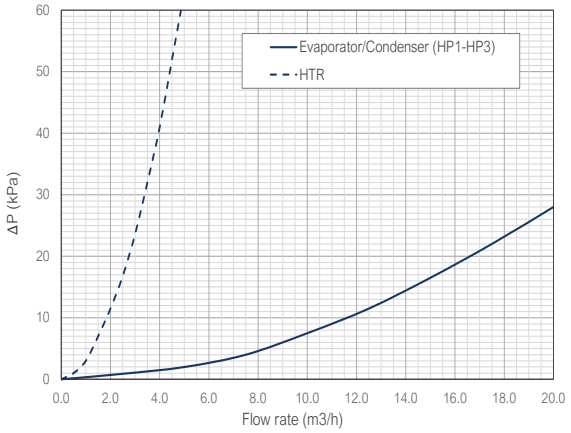

Heating **W35**

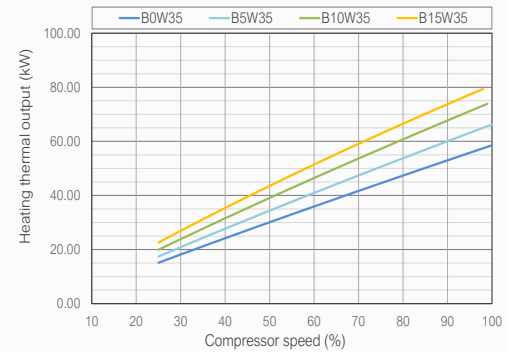

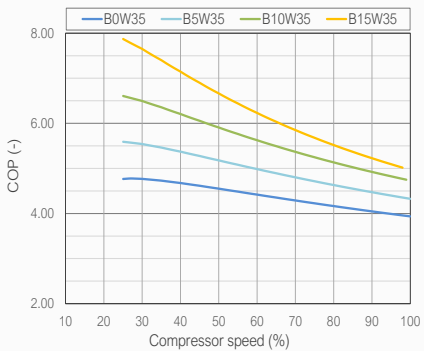

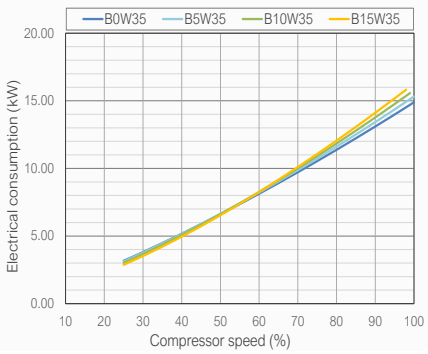

Heating **W45**

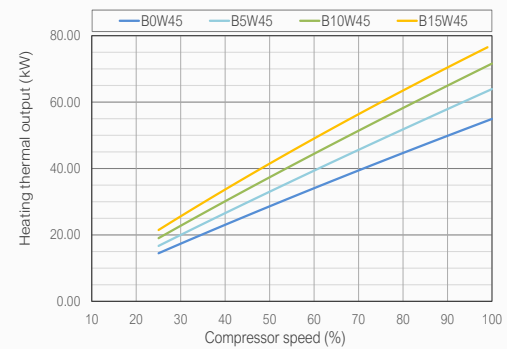

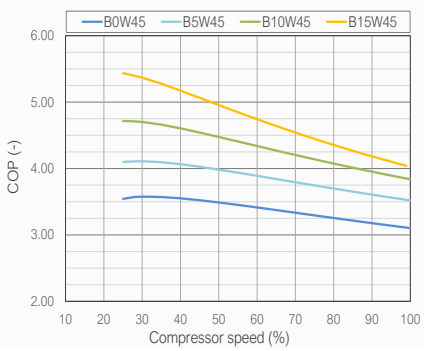

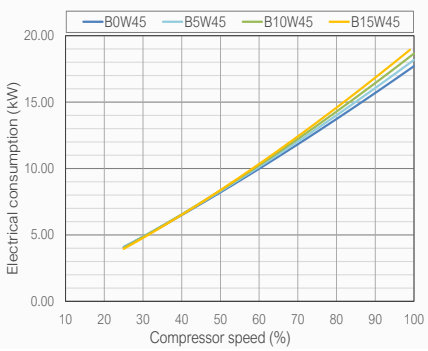

Heating **W55**

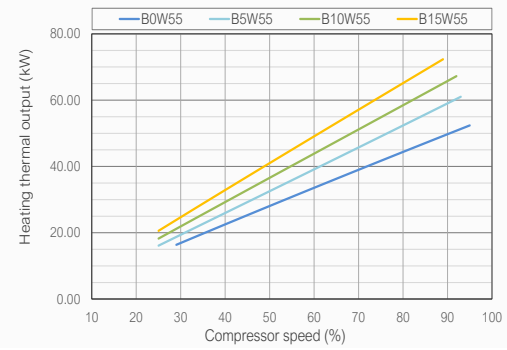

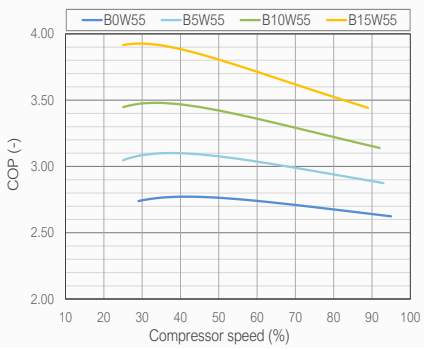

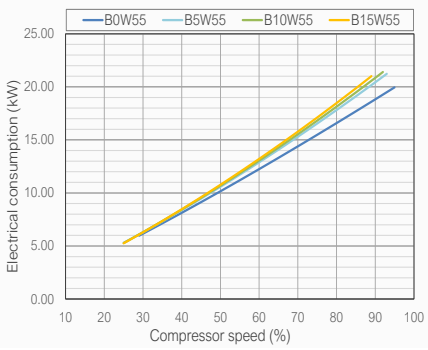

Cooling **W7**

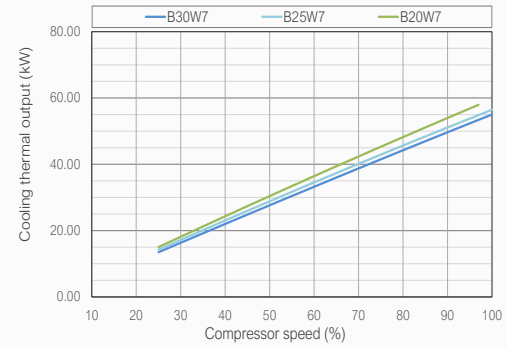

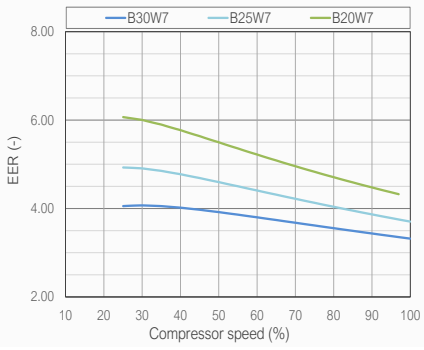

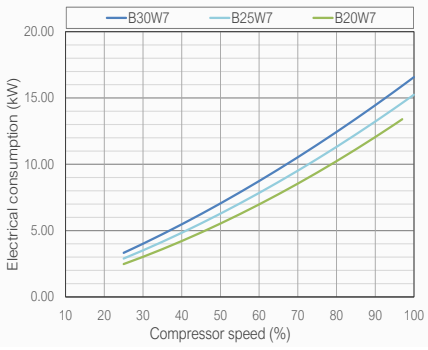

Thermal power - Brine system temperature

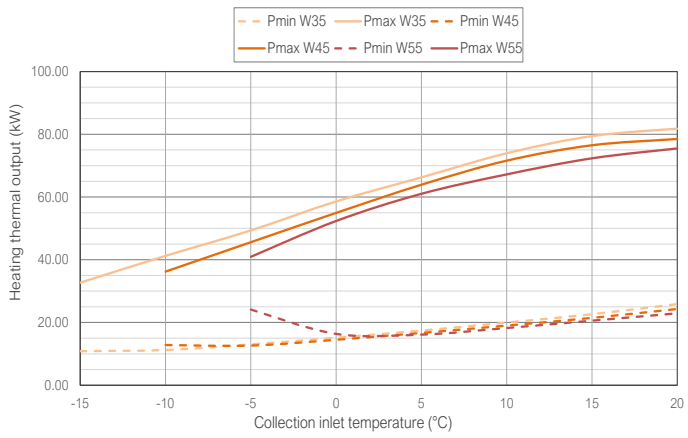

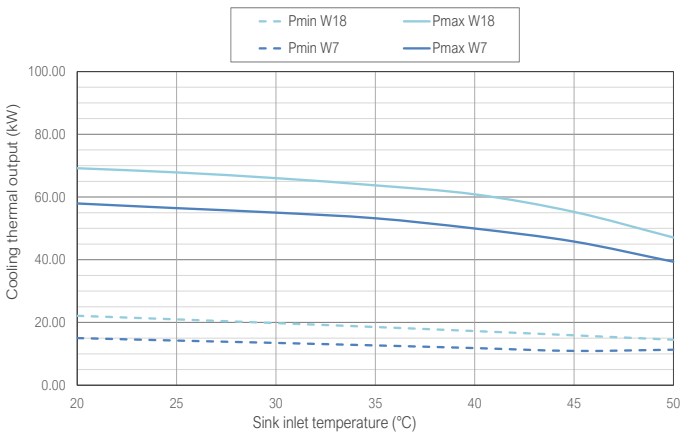

ecoGEO+ HP 20-85

Brine-to-water heat pumps with Inverter technology and R410A refrigerant



SPECIFICATIONS ecoGEO+ HP				ecoGEO+ HP 20-85	
				HP1	HP3
APPLICATION	Place of installation	-		Indoor	
	Collection system	-		Ground source / Open loop	
	DHW, Heating and Pool heating	-		▪	▪
	External passive cooling control	-		▪	▪
	Integrated active cooling	-		-	▪
PERFORMANCE	Compressor modulation range	%		25 - 100	
	(2) Heating power output / COP B0W35	kW / -		21.5 - 86.5 / 4.6	
	(2) Heating power output / COP B0W55	kW / -		28.8 - 81.7 / 2.7	
	(2) Cooling power output / EER B30W7	kW / -		-	21.4 - 73.7 / 4.5
	(5) Max. DHW outlet temperature without / with support	°C		65 / 80	
	(6) Noise power level (LWA)	dB (A)		65	
	Energy label / ηs without control (with control) / SCOP W35 average clim	-		A+++ / 193% (197%) / 5.05	
	Energy label / ηs without control (with control) / SCOP W55 average clim.	-		A++ / 142% (146%) / 3.75	
OPERATION LIMITS	Distribution / Set heating outlet temperature range	°C		10 - 60 / 20 - 60	
	Distribution / Set cooling outlet temperature range	°C		-	5 - 30 / 7 - 30
	Collection temperature range in heating / cooling mode	°C		-20 - 35 / 10 - 60	
	Minimum / Maximum refrigerant circuit pressure	bar		2.0 / 45.0	
	Collection / Production circuit pressure range	bar		0.7 - 10.0 / 0.7 - 10.0	
WORKING FLUIDS	R410A refrigerant load (GWP: 2088)	kg		10.00	
	Compressor oil type / load	kg		POE 160SZ / 6.7 - 7.7	
	Primary circ. flow rate (Pmax, B0W35) ΔT 3°C / ΔT 5°C	m^3/h		20.3 / 12.2	
	Secondary circ. flow rate (Pmax, B0W35) ΔT 5°C / ΔT 7°C	m^3/h		14.9 / 10.7	
CONTROL ELECTRICAL DATA	(8) 1/N/PE 230 V / 50-60 Hz	-		▪	
	(9) Recommended external protection	-		C1A	
	Transformer primary circuit fuse	A		0.63	
	Transformer secondary circuit fuse	A		4.0	
HEAT PUMP ELECTRICAL DATA: THREE-PHASE VERSION	(8) 3/PE 400 V / 50-60 Hz	-		▪	
	(9) Recommended external protection	-		C63A	
	(2) Maximum consumption B0W35	kW / A		20.3 / 31.8	
	(2) Maximum consumption B0W55	kW / A		29.6 / 45.1	
	(7) Minimum / Maximum starting current	A		10.8 / 16.7	
	Correction of cos Ø	-		0.96 / 1	
DIMENSIONS & WEIGHT	Height x width x depth	mm		1074x1009x916	
	Empty weight (without packaging)	kg		450	465

1. Air-to-water by means of a brine-to-water heat pump combined with a hydraulic outdoor air unit.
2. In compliance with EN 14511, including circulation pumps, fan and compressor driver consumptions.
3. Production flow rate according to EN 14511.
4. Considering a heat slope from 20 to 50 °C in absence of consumption.
5. Considering support provided by an emergency electrical heater or HTR. Max. DHW temp. with HTR can be limited by the compressor discharge temp.
6. In compliance with EN 12102.
7. Starting current depends on the working conditions of the hydraulic circuits.
8. The admissible voltage range for proper operation of the heat pump is ±10%.
9. Maximum consumption can vary significantly according to working conditions, or if the compressor's operation range is restricted. Consult the technical service manual for more information.
10. Certification in process.

Dimensions and hydraulic connections

ecoGEO+ HP

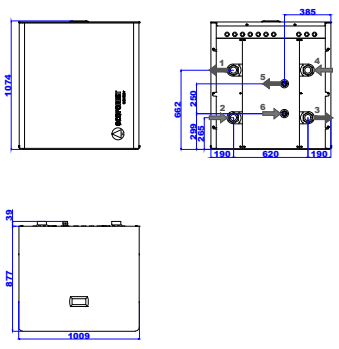

1. Secondary outlet **2 ½" M**
2. Secondary inlet **2 ½" M**
3. Primary outlet **2 ½" M**
4. Primary inlet **2 ½" M**
5. HTR outlet **1 ¼" M**
6. HTR inlet **1 ¼" M**

Pressure drop

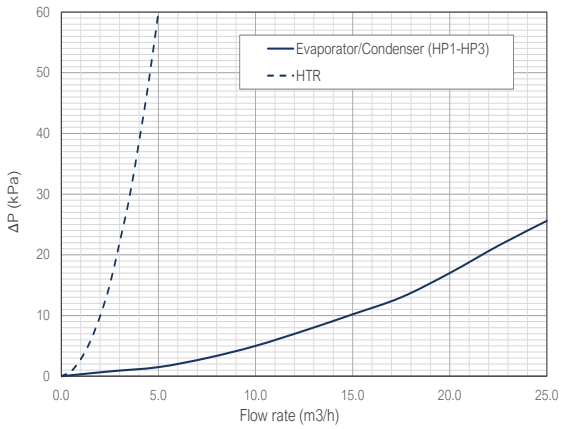

Heating **W35**

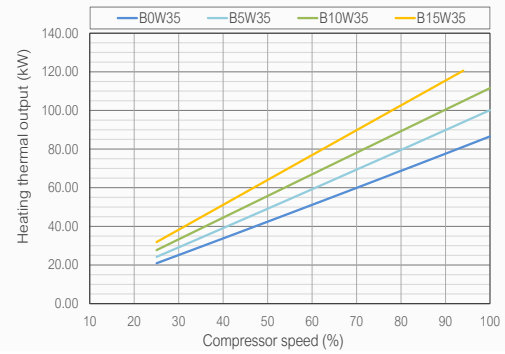

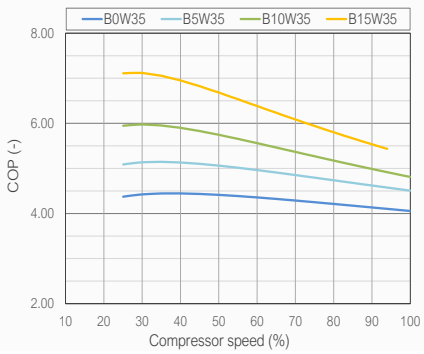

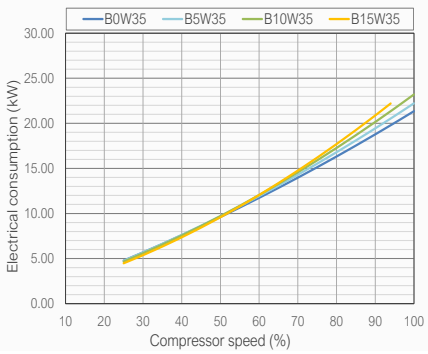

Heating **W45**

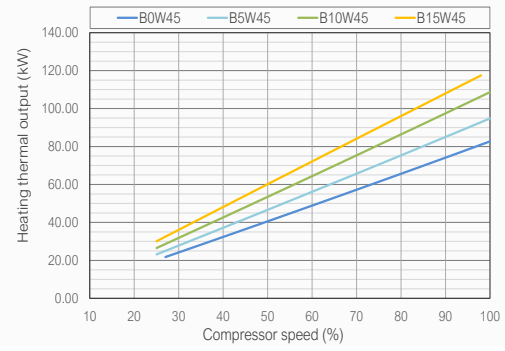

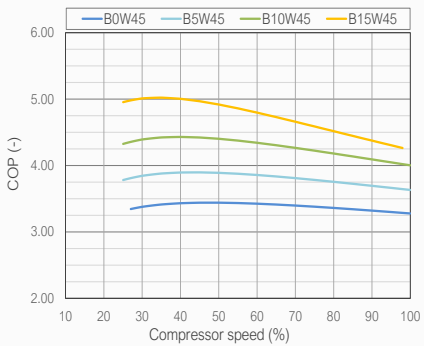

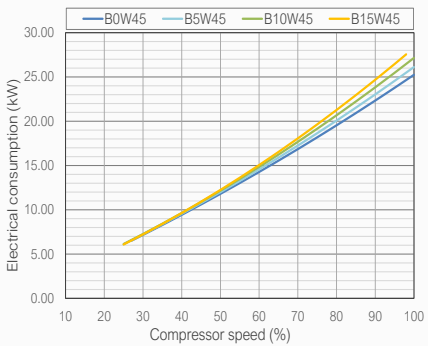

Heating **W55**

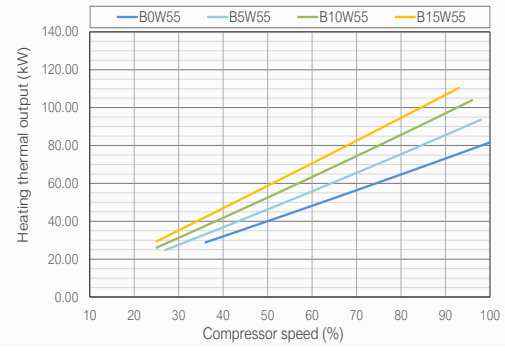

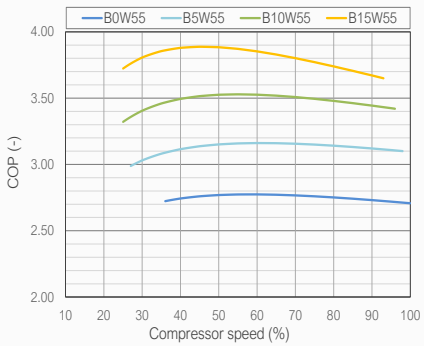

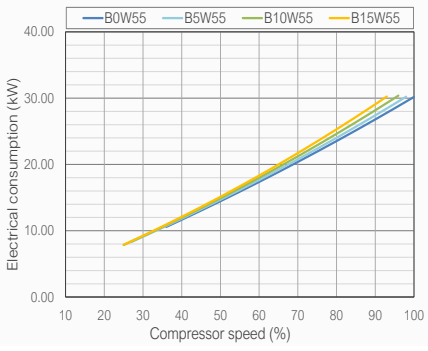

Cooling **W7**

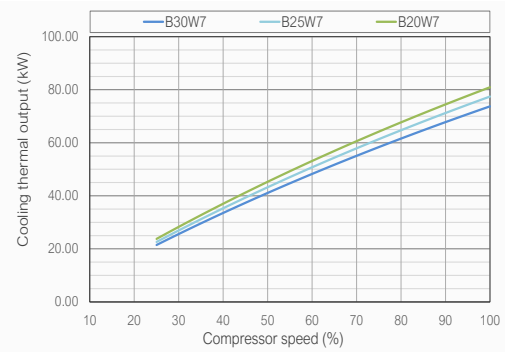

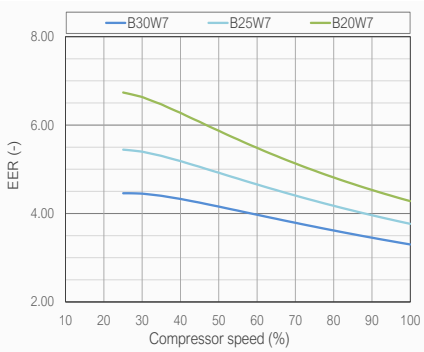

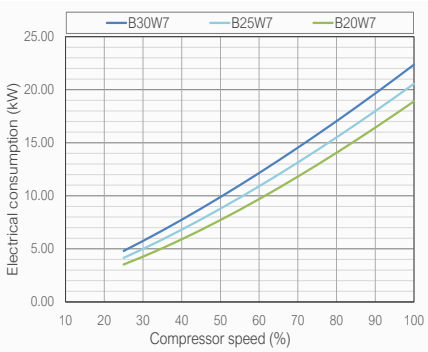

Thermal power - Brine system temperature

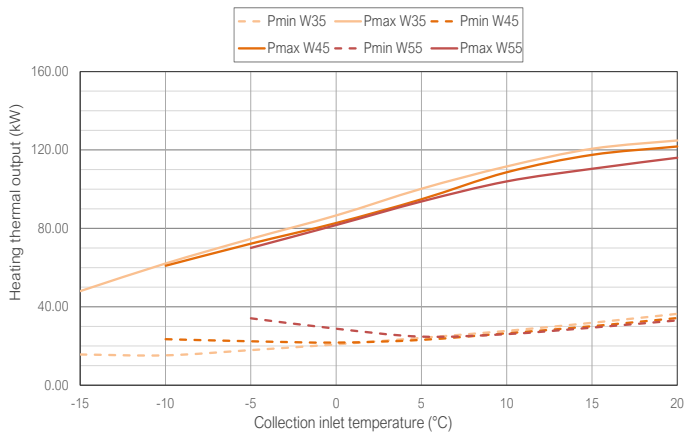

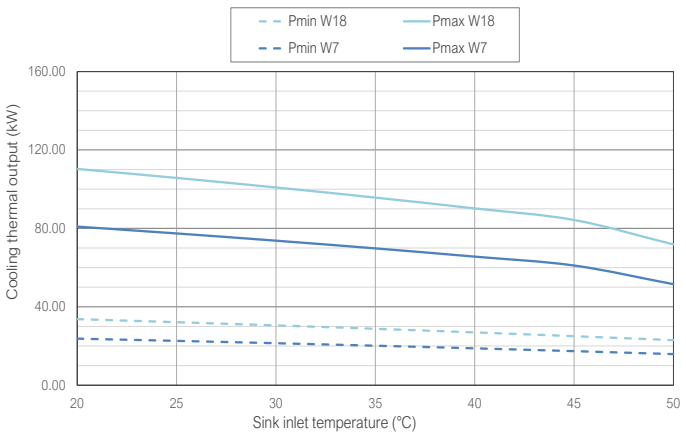

ecoforest

November 2026

ENERGYLAB
Heat Pumps — Specify • Supply • Support

energylabuk.com | sales@energylabuk.com | 01271 850 204
Registered Address: Millennium House, Brannam Crescent, Roundswell Business Park,
Barnstaple, Devon, EX31 3TD, United Kingdom | Company Number: 08586990